



**Sandie Arnott**  
TREASURER- TAX COLLECTOR

TREASURER - TAX COLLECTOR - REVENUE SERVICES

Charles M. Tovstein  
ASSISTANT TREASURER

Robin N. Elliott  
ASSISTANT TAX COLLECTOR

DATE: August 11, 2014  
TO: San Mateo County Pool Participants  
FROM: Sandie Arnott, Treasurer-Tax Collector  
SUBJECT: July, 2014 - Monthly Investment Reports

Gross earnings for the month ending July 31, 2014 were 0.70%. The average maturity of the portfolio is 1.91 years with an average duration of 1.86 years. The par value of the pool is \$3.453 Billion. The largest non-government aggregate position currently is Toronto Dominion Bank at 2.75%. The portfolio continues to hold no derivative products.

The San Mateo County Pool complies with Government Code Section 53646, which requires the ability to meet its expenditure requirements for the next six months.

I certify, and our investment advisor, PFM Asset Management, confirms these reports are in compliance with the investment policy dated Calendar Year 2014. Please visit our website if you wish to review PFM's monthly compliance report: <http://www.sanmateocountytreasurer.org/PFMReports.html>

If you have any questions regarding any of these reports, please call Charles Tovstein or me at (650) 363 – 4470.

Best regards,

Sandie Arnott  
Treasurer-Tax Collector

# SAN MATEO COUNTY PORTFOLIO

August 11, 2014

## Table of Contents

Month End Pool Earnings Report	3
Total Return	4
Fixed Income Distribution	5-6
Portfolio Appraisal	7-19
Asset Allocation Graph	20
Credit Quality Graph - Moody's Rating	21
Credit Quality Graph - S&P Rating	22
Diversification Report	23
12 Month Cash-Flow Projection	24
Historical Yield Curves	25

**COUNTY OF SAN MATEO  
ESTIMATED SUMMARY OF POOL EARNINGS  
JULY 2014**

	<u>Par Value</u>	<u>Gross Earnings</u>
<b><u>Fixed Income Securities Maturing &gt; 1 year</u></b>		
U S Treasury Notes	\$525,000,000	\$367,723.46
U S Treasury Notes-Floater	\$20,000,000	\$210.00
Federal Agencies	775,058,857.00	491,878.75
Corporate Notes	445,500,000.00,	406,110.30
Floating Rate Securities	370,000,000.00	137,529.96
	<b>\$2,135,558,857</b>	<b>\$1,403,452.47</b>
<b><u>Short Term Securities Maturing &lt; 1 year</u></b>		
U S Treasury Notes		
Federal Agencies	831,231,000	114,125.07
Corporate Notes	40,050,000	50,694.51
Floating Rate Securities	81,000,000	24,765.16
LAIF	50,000,000	6,849.32
Commercial Paper	153,700,000	24,352.00
Certificate of Deposit	70,000,000	11,253.42
Repurchase Agreements	92,250,000	205.00
	<b>\$1,318,231,000</b>	<b>\$232,244.48</b>
<b>Total Accrued Interest</b>	<b>\$3,453,789,857</b>	<b>\$1,635,696.95</b>
<b><u>Realized Gain/Loss &amp; Interest Received</u></b>		
U S Treasury Notes		\$197,176.21
Federal Agencies		16,016.74
Corporate Notes		162,952.57
Floating Rate Securities		35,480.66
LAIF		2,580.54
Commercial Paper		7,247.10
Repurchase Agreements		7,302.16
<b>Total Realized Income</b>		<b>\$428,755.98</b>
<b>TOTAL DOLLAR EARNINGS</b>		<b>\$2,064,452.93</b>

<b>AVERAGE BALANCE</b>		<b>\$3,491,965,833.19</b>
<b>GROSS EARNINGS RATE / GROSS DOLLAR EARNINGS</b>	<b>0.70%</b>	<b>\$2,064,452.93</b>
<b>ADMINISTRATION FEES</b>		<b>(\$341,064.61)</b>
<b>NET EARNINGS RATE / NET DOLLAR EARNINGS</b>	<b>0.58%</b>	<b>\$1,723,388.32</b>

# MERRILL LYNCH TAXABLE BOND INDEX vs. SAN MATEO COUNTY POOL

## CHARACTERISTICS

---

<u>INDEX</u>	7/31/14	<u>POOL</u>
2.26	AVERAGE MATURITY (yrs)	1.91
2.17	DURATION (yrs)	1.86
0.80	YIELD TO MATURITY (%)	0.67

## TIME WEIGHTED/TOTAL RETURN

---

-0.165	1 MONTH (%)	-0.08
0.130	3 MONTHS (%)	0.11
0.269	6 MONTHS (%)	0.23
0.889	1 YEAR (%)	0.80

## SYNTHETIC BENCHMARK

---

### ALLOCATION OF INDEX

30%	0-1 year U.S. Government
20%	1-2.99 year U.S. Government
20%	3-5 year U.S. Government
10%	1-10 year U.S. Government
20%	1-5 year Corporate Bonds

\*\*\* THE MEASURE THAT CAN BE USED TO ASSESS THE PERFORMANCE OF A PORTFOLIO OVER SOME INVESTMENT HORIZON IS THE TOTAL RETURN. TOTAL RETURN IS THE SUM OF PRINCIPAL AND INTEREST PAYMENTS AS WELL AS ANY REINVESTMENT INCOME RECEIVED OVER A HOLDING PERIOD PLUS ANY CAPITAL GAIN OR LOSS.

SAN MATEO COUNTY TREASURER'S OFFICE  
**FIXED INCOME DISTRIBUTION - SETTLED TRADES**  
**SAN MATEO COUNTY POOL**

July 31, 2014

**Summary Information**

<u>Totals</u>		<u>Weighted Averages</u>	
Par Value	3,453,789,857	Average YTM	0.67
Market Value	3,450,680,416.74	Average Maturity (yrs)	1.91
Total Cost	3,451,418,858.78	Average Coupon (%)	0.65
Net Gain/Loss	-738,442.05	Average Duration	1.86
Annual Income	22,379,060.74	Average Moody Rating	Aa1/P-1
Accrued Interest	4,705,076.59	Average S&P Rating	AA/A-1
Number of Issues	181		

**Distribution by Maturity**

<u>Maturity</u>	<u>Number</u>	<u>Mkt Value</u>	<u>% Bond Holdings</u>	<u>Average Y T M</u>	<u>Average Coupon</u>	<u>Average Duration</u>
Under 1 Yr	61	1,319,339,337.85	38.2	0.1	0.186 %	0.3
1 Yr - 3 Yrs	80	1,239,080,036.13	35.9	0.6	0.759 %	2.1
3 Yrs - 5 Yrs	37	812,027,992.32	23.5	1.4	1.110 %	3.8
5 Yrs - 7 Yrs	3	80,233,050.43	2.3	1.9	1.863 %	4.8

**Distribution by Coupon**

<u>Coupon %</u>	<u>Number</u>	<u>Mkt Value</u>	<u>% Bond Holdings</u>	<u>Average Y T M</u>	<u>Average Coupon</u>	<u>Average Duration</u>
Under 1%	123	2,491,611,866.73	72.2	0.4	0.358 %	1.3
1% - 3%	57	948,773,548.90	27.5	1.4	1.384 %	3.4
3% - 5%	1	10,295,001.11	0.3	0.3	3.200 %	0.9

**Distribution by Duration**

<u>Duration</u>	<u>Number</u>	<u>Mkt Value</u>	<u>% Bond Holdings</u>	<u>Average Y T M</u>	<u>Average Coupon</u>	<u>Average Duration</u>
Under 1 Yr	61	1,319,339,337.85	38.2	0.1	0.186 %	0.3
1 Yr - 3 Yrs	81	1,243,843,535.63	36.0	0.6	0.760 %	2.1
3 Yrs - 5 Yrs	38	866,957,188.35	25.1	1.5	1.147 %	3.9
5 Yrs - 7 Yrs	1	20,540,354.90	0.6	2.4	2.500 %	5.0

SAN MATEO COUNTY TREASURER'S OFFICE  
 FIXED INCOME DISTRIBUTION - SETTLED TRADES  
**SAN MATEO COUNTY POOL**

*July 31, 2014*

**Distribution by Moody Rating**

<u>Rating</u>	<u>Number</u>	<u>Mkt Value</u>	<u>% Bond Holdings</u>	<u>Average Y T M</u>	<u>Average Coupon</u>	<u>Average Duration</u>
Aaa	106	2,324,566,930.46	67.4	0.7	0.621 %	1.9
Aa1	10	189,930,103.31	5.5	0.7	0.695 %	3.0
Aa2	16	217,817,979.93	6.3	0.9	1.090 %	2.2
Aa3	19	216,767,281.94	6.3	0.6	0.855 %	1.7
A1	10	119,849,775.61	3.5	0.7	1.008 %	2.2
A2	8	98,046,567.91	2.8	0.8	0.876 %	2.1
P-1	11	233,696,888.69	6.8	0.2	0.080 %	0.2
Not Rated	1	50,004,888.89	1.4	0.2	0.220 %	0.1

**Distribution by S&P Rating**

<u>Rating</u>	<u>Number</u>	<u>Mkt Value</u>	<u>% Bond Holdings</u>	<u>Average Y T M</u>	<u>Average Coupon</u>	<u>Average Duration</u>
AAA	6	87,103,168.00	2.5	0.8	1.099 %	2.6
AA+	110	2,375,813,433.39	68.9	0.7	0.617 %	1.9
AA	10	112,934,429.37	3.3	0.8	1.205 %	2.1
AA-	25	317,596,355.74	9.2	0.8	0.952 %	2.4
A+	15	238,556,110.38	6.9	0.7	0.778 %	2.0
A	3	34,975,142.27	1.0	0.6	0.570 %	1.5
A-1+	1	13,698,668.36	0.4	0.1	0.000 %	0.1
A-1	10	219,998,220.33	6.4	0.2	0.085 %	0.2
Not Rated	1	50,004,888.89	1.4	0.2	0.220 %	0.1

MARKET VALUE ON THE FIXED INCOME DISTRIBUTION REPORT INCLUDES ANY ACCRUED INTEREST THAT A SECURITY HAS EARNED. TOTAL COST DOES NOT REFLECT AMORTIZATIONS OR ACCRETIONS BUT INCLUDES PURCHASED ACCRUED INTEREST. MONTHLY TRANSACTION SUMMARY REPORT IS AVAILABLE UPON REQUEST.

**SAN MATEO COUNTY TREASURER'S OFFICE**  
**PORTFOLIO APPRAISAL**  
**SAN MATEO COUNTY POOL**  
*July 31, 2014*

Security	Call Date	Call Price	Quantity	Unit Cost	Total Cost	Market Price	Market Value	Accrued Interest	Market Value + Accrued Interest	S&P	Pct Assets
<b>CERTIFICATE OF DEPOSIT</b>											
BANK OF MONTREAL CHICAGO 0.200% Due 08-05-14			25,000,000	100.00	25,000,000.00	100.00	25,000,000.00	24,722.22	25,024,722.22	A-1	0.73
BANK OF NOVA SCOTIA 0.150% Due 08-15-14			20,000,000	100.00	20,000,000.00	100.00	20,000,000.00	6,500.00	20,006,500.00	A-1	0.58
WELLS FARGO & CO 0.210% Due 11-25-14			25,000,000	100.00	25,000,000.00	100.00	25,000,000.00	10,062.50	25,010,062.50	A-1	0.73
DEUTSCHE BANK AG-CD FLOATER 0.553% Due 07-23-15			10,000,000	100.00	10,000,000.00	100.00	10,000,000.00	1,229.11	10,001,229.11	A-1	0.29
			80,000,000		80,000,000.00		80,000,000.00	42,513.83	80,042,513.83		2.32
<b>COMMERCIAL PAPER</b>											
UNION BANK NA 0.000% Due 08-14-14			15,000,000	99.97	14,996,166.67	100.00	14,999,416.50	0.00	14,999,416.50	A-1	0.44
UNION BANK NA 0.000% Due 09-08-14			25,000,000	99.87	24,967,458.33	99.98	24,994,042.50	0.00	24,994,042.50	A-1	0.73
TOYOTA MOTOR CREDIT CORPORATION 0.000% Due 09-19-14			13,700,000	99.99	13,698,481.58	99.99	13,698,668.36	0.00	13,698,668.36	A-1+	0.40
UNION BANK NA 0.000% Due 09-19-14			25,000,000	99.95	24,987,902.78	99.98	24,995,485.00	0.00	24,995,485.00	A-1	0.73
DEUTSCHE BANK FINL LLC 0.000% Due 09-26-14			25,000,000	99.81	24,951,875.00	99.95	24,986,937.50	0.00	24,986,937.50	A-1	0.73
DEUTSCHE BANK FINL LLC 0.000% Due 09-30-14			25,000,000	99.84	24,961,250.00	99.95	24,986,867.50	0.00	24,986,867.50	A-1	0.73
MUFG UNION BANK NA 0.000% Due 10-17-14			25,000,000	99.97	24,991,513.89	99.97	24,992,957.50	0.00	24,992,957.50	A-1	0.73
			153,700,000		153,554,648.25		153,654,374.86	0.00	153,654,374.86		4.46
<b>LOCAL AGENCY INVESTMENT FUND</b>											
LAIF 0.220% Due 09-02-14			50,000,000	100.00	50,000,000.00	100.00	50,000,000.00	4,888.89	50,004,888.89		1.45
<b>REPURCHASE AGREEMENTS</b>											
REPURCHASE AGREEMENT(U.S. TREAS NTS COLLAT) 0.080% Due 08-01-14			92,250,000	100.00	92,250,000.00	100.00	92,250,000.00	0.00	92,250,000.00	AA+	2.68

**SAN MATEO COUNTY TREASURER'S OFFICE**  
**PORTFOLIO APPRAISAL**  
**SAN MATEO COUNTY POOL**  
*July 31, 2014*

Security	Call Date	Call Price	Quantity	Unit Cost	Total Cost	Market Price	Market Value	Accrued Interest	Market Value + Accrued Interest	S&P	Pct Assets
<b>UNITED STATES TREASURY-NOTES</b>											
UNITED STATES TREAS NTS 0.875% Due 11-30-16			25,000,000	99.57	24,892,578.12	100.37	25,093,750.00	36,458.33	25,130,208.33	AA+	0.73
UNITED STATES TREAS NTS 0.875% Due 07-15-17			50,000,000	99.60	49,800,271.74	99.62	49,812,500.00	19,021.74	49,831,521.74	AA+	1.45
UNITED STATES TREAS NTS 0.625% Due 04-30-18			150,000,000	99.14	148,714,843.7	97.16	145,734,300.00	234,375.00	145,968,675.00	AA+	4.23
UNITED STATES TREAS NTS 1.000% Due 05-31-18			50,000,000	99.62	49,812,500.00	98.35	49,175,800.00	84,239.13	49,260,039.13	AA+	1.43
UNITED STATES TREAS NTS 1.250% Due 10-31-18			100,000,000	99.59	99,589,843.75	98.62	98,625,000.00	314,207.65	98,939,207.65	AA+	2.86
UNITED STATES TREAS NTS 1.500% Due 05-31-19			50,000,000	99.65	49,826,460.04	98.87	49,433,593.75	126,358.70	49,559,952.45	AA+	1.43
UNITED STATES TREAS NTS 1.625% Due 06-30-19			50,000,000	99.75	49,875,509.51	99.38	49,691,400.00	69,965.28	49,761,365.28	AA+	1.44
UNITED STATES TREAS NTS 1.625% Due 07-31-19			50,000,000	99.24	49,621,093.75	99.34	49,671,900.00	35,326.09	49,707,226.09	AA+	1.44
			525,000,000		522,133,100.66		517,238,243.75	919,951.91	518,158,195.66		15.01
<b>UNITED STATES TREASURY-FLOATING RATES</b>											
UNITED STATES TREAS FLOATING RATE NOTE 0.070% Due 01-31-16			20,000,000	99.98	19,995,958.00	99.99	19,997,260.00	38.89	19,997,298.89	AA+	0.58
<b>FEDERAL AGENCY - FLOATING RATE SECURITIES</b>											
FEDERAL HOME LOAN MORTGAGE CORP. - FLOATER 0.155% Due 12-05-14			25,000,000	100.00	25,000,000.00	100.02	25,005,500.00	2,807.64	25,008,307.64	AA+	0.73
FEDERAL FARM CREDIT BANK 0.206% Due 02-27-17			20,000,000	100.00	20,000,000.00	100.09	20,018,420.00	457.78	20,018,877.78	AA+	0.58
			45,000,000		45,000,000.00		45,023,920.00	3,265.42	45,027,185.42		1.31
<b>FEDERAL AGENCY SECURITIES</b>											
FEDERAL HOME LOAN BANK 0.140% Due 08-01-14			20,000,000	100.00	20,000,715.56	100.00	20,000,000.00	28,000.00	20,028,000.00	AA+	0.58
FEDERAL HOME LOAN BANK-DISCOUNT NOTE - 0.000% Due 08-20-14			25,000,000	99.99	24,998,638.89	100.00	24,999,625.00	0.00	24,999,625.00	AA+	0.73



**SAN MATEO COUNTY TREASURER'S OFFICE**  
**PORTFOLIO APPRAISAL**  
**SAN MATEO COUNTY POOL**  
*July 31, 2014*

Security	Call Date	Call Price	Quantity	Unit Cost	Total Cost	Market Price	Market Value	Accrued Interest	Market Value + Accrued Interest	S&P	Pct Assets
FEDERAL HOME LOAN BANK-DISCOUNT NOTE 0.000% Due 08-22-14			26,826,000	99.98	26,820,704.50	100.00	26,825,543.96	0.00	26,825,543.96	AA+	0.78
FEDERAL MORTGAGE CORPORATION DN 0.000% Due 08-22-14			20,000,000	99.91	19,982,305.56	100.00	19,999,660.00	0.00	19,999,660.00	AA+	0.58
FEDERAL HOME LOAN BANK-DISCOUNT NOTE 0.000% Due 08-25-14			25,000,000	99.99	24,997,291.67	100.00	24,999,525.00	0.00	24,999,525.00	AA+	0.73
FEDERAL NATIONAL MORTGAGE ASSOCIATION DISCOUNT 0.000% Due 08-25-14			15,000,000	99.99	14,998,031.25	100.00	14,999,715.00	0.00	14,999,715.00	AA+	0.44
FEDERAL HOME LOAN MORTGAGE CORPORATION 1.000% Due 08-27-14			20,000,000	99.87	19,973,600.00	100.07	20,013,320.00	85,555.56	20,098,875.56	AA+	0.58
FEDERAL HOME LOAN BANK-DISCOUNT NOTE 0.000% Due 09-05-14			20,000,000	99.99	19,997,977.78	100.00	19,999,340.00	0.00	19,999,340.00	AA+	0.58
FEDERAL HOME LOAN BANK-DISCOUNT NOTE 0.000% Due 09-17-14			8,400,000	99.99	8,399,125.00	100.00	8,399,630.40	0.00	8,399,630.40	AA+	0.24
FEDERAL MORTGAGE CORPORATION DN 0.000% Due 09-18-14			15,000,000	99.98	14,997,227.08	100.00	14,999,325.00	0.00	14,999,325.00	AA+	0.44
FEDERAL HOME LOAN BANK-DISCOUNT NOTE 0.000% Due 09-19-14			17,210,000	99.99	17,207,865.00	100.00	17,209,208.34	0.00	17,209,208.34	AA+	0.50
FEDERAL NATIONAL MORTGAGE ASSOCIATION DISCOUNT 0.000% Due 09-19-14			30,000,000	99.96	29,987,341.67	100.00	29,998,620.00	0.00	29,998,620.00	AA+	0.87
FEDERAL HOME LOAN MORTGAGE CORPORATION 0.750% Due 09-22-14			11,295,000	100.37	11,336,655.96	100.09	11,305,425.28	30,355.31	11,335,780.60	AA+	0.33
FEDERAL MORTGAGE CORPORATION DN - 0.000% Due 09-24-14			26,400,000	99.98	26,393,990.33	99.99	26,398,653.60	0.00	26,398,653.60	AA+	0.77

**SAN MATEO COUNTY TREASURER'S OFFICE**  
**PORTFOLIO APPRAISAL**  
**SAN MATEO COUNTY POOL**  
*July 31, 2014*

Security	Call Date	Call Price	Quantity	Unit Cost	Total Cost	Market Price	Market Value	Accrued Interest	Market Value + Accrued Interest	S&P	Pct Assets
FEDERAL NATIONAL MORTGAGE ASSOCIATION DISCOUNT 0.000% Due 09-24-14			25,000,000	99.97	24,992,461.81	99.99	24,998,725.00	0.00	24,998,725.00	AA+	0.73
FEDERAL MORTGAGE CORPORATION DN 0.000% Due 09-25-14			20,000,000	99.98	19,995,905.56	99.99	19,998,960.00	0.00	19,998,960.00	AA+	0.58
FEDERAL HOME LOAN BANK-DISCOUNT NOTE 0.000% Due 10-03-14			15,000,000	99.99	14,997,937.50	99.99	14,998,560.00	0.00	14,998,560.00	AA+	0.44
FEDERAL NATIONAL MORTGAGE ASSOCIATION DISCOUNT 0.000% Due 10-06-14			20,400,000	99.99	20,397,025.00	99.99	20,397,939.60	0.00	20,397,939.60	AA+	0.59
FEDERAL HOME LOAN BANK-DISCOUNT NOTE 0.000% Due 10-10-14			25,000,000	99.97	24,991,395.83	99.99	24,997,325.00	0.00	24,997,325.00	AA+	0.73
FARM CREDIT DISCOUNT NOTE 0.000% Due 10-15-14			13,000,000	99.98	12,997,927.22	99.99	12,998,505.00	0.00	12,998,505.00	AA+	0.38
FEDERAL HOME LOAN BANK-DISCOUNT NOTE 0.000% Due 10-15-14			8,840,000	99.98	8,838,212.36	99.99	8,838,983.40	0.00	8,838,983.40	AA+	0.26
FEDERAL NATIONAL MORTGAGE ASSOCIATION DISCOUNT 0.000% Due 10-17-14			20,000,000	99.98	19,995,450.00	99.99	19,997,640.00	0.00	19,997,640.00	AA+	0.58
FEDERAL NATIONAL MORTGAGE ASSOCIATION DISCOUNT 0.000% Due 10-22-14			50,000,000	99.97	49,984,156.25	99.99	49,993,750.00	0.00	49,993,750.00	AA+	1.45
FEDERAL HOME LOAN BANK 0.120% Due 10-27-14			25,000,000	100.03	25,008,083.33	100.01	25,001,425.00	7,833.33	25,009,258.33	AA+	0.73
FEDERAL NATIONAL MORTGAGE ASSOCIATION 0.625% Due 10-30-14			10,000,000	99.95	9,995,100.00	100.13	10,013,270.00	15,625.00	10,028,895.00	AA+	0.29
FEDERAL MORTGAGE CORPORATION DN - 0.000% Due 11-03-14			38,750,000	99.97	38,738,697.92	99.98	38,741,901.25	0.00	38,741,901.25	AA+	1.12
FEDERAL NATIONAL MORTGAGE ASSOCIATION 0.750% Due 12-19-14			10,000,000	100.00	9,999,700.00	100.25	10,024,540.00	8,750.00	10,033,290.00	AA+	0.29

**SAN MATEO COUNTY TREASURER'S OFFICE**  
**PORTFOLIO APPRAISAL**  
**SAN MATEO COUNTY POOL**  
*July 31, 2014*

Security	Call Date	Call Price	Quantity	Unit Cost	Total Cost	Market Price	Market Value	Accrued Interest	Market Value + Accrued Interest	S&P	Pct Assets
FEDERAL HOME LOAN BANK-1 0.200% Due 12-30-14	09-19-14	100.00	40,000,000	100.00	40,000,000.00	100.01	40,002,880.00	29,333.33	40,032,213.33	AA+	1.16
FEDERAL HOME LOAN BANK 0.250% Due 01-16-15			10,000,000	99.88	9,988,000.00	100.07	10,006,720.00	1,041.67	10,007,761.67	AA+	0.29
FEDERAL MORTGAGE CORPORATION DN 0.000% Due 01-21-15			30,000,000	99.95	29,984,659.72	99.96	29,987,760.00	0.00	29,987,760.00	AA+	0.87
FEDERAL HOME LOAN BANK 0.250% Due 02-20-15			40,000,000	99.91	39,964,400.00	100.07	40,027,800.00	44,722.22	40,072,522.22	AA+	1.16
FEDERAL HOME LOAN BANK-1 0.210% Due 02-27-15	08-19-14	100.00	20,000,000	100.00	19,999,800.00	100.00	20,000,840.00	8,400.00	20,009,240.00	AA+	0.58
FEDERAL HOME LOAN MORTGAGE CORPORATION 0.350% Due 03-18-15			10,000,000	100.00	10,000,000.00	100.10	10,010,230.00	12,930.56	10,023,160.56	AA+	0.29
FEDERAL HOME LOAN MORTGAGE CORPORATION 0.500% Due 04-17-15			10,000,000	99.73	9,972,800.00	100.22	10,022,230.00	14,444.44	10,036,674.44	AA+	0.29
FEDERAL HOME LOAN BANK-1 0.200% Due 04-24-15	09-24-14	100.00	20,000,000	100.00	20,000,000.00	100.01	20,002,820.00	13,888.89	20,016,708.89	AA+	0.58
FEDERAL FARM CREDIT BANK 0.500% Due 06-23-15			26,000,000	99.69	25,919,920.00	100.28	26,073,190.00	13,722.22	26,086,912.22	AA+	0.76
FEDERAL HOME LOAN BANK-M 0.180% Due 07-10-15	10-10-14	100.00	15,000,000	100.00	15,000,000.00	99.99	14,998,470.00	1,575.00	15,000,045.00	AA+	0.44
FEDERAL HOME LOAN BANK-1 0.200% Due 07-17-15	03-30-15	100.00	24,110,000	100.00	24,110,000.00	99.98	24,104,671.69	16,073.33	24,120,745.02	AA+	0.70
FEDERAL HOME LOAN BANK 0.375% Due 08-28-15			15,000,000	100.00	14,999,400.00	100.16	15,024,090.00	23,906.25	15,047,996.25	AA+	0.44
FEDERAL HOME LOAN MORTGAGE CORPORATION 0.500% Due 09-25-15			55,000,000	100.12	55,067,800.00	100.26	55,143,990.00	96,250.00	55,240,240.00	AA+	1.60
FEDERAL HOME LOAN BANK 0.500% Due 11-20-15			15,000,000	99.97	14,995,200.00	100.21	15,031,290.00	14,791.67	15,046,081.67	AA+	0.44
FEDERAL NATIONAL MORTGAGE ASSOCIATION 0.375% Due 12-21-15			25,000,000	99.77	24,941,750.00	100.04	25,009,950.00	10,416.67	25,020,366.67	AA+	0.73

**SAN MATEO COUNTY TREASURER'S OFFICE**  
**PORTFOLIO APPRAISAL**  
**SAN MATEO COUNTY POOL**  
*July 31, 2014*

Security	Call Date	Call Price	Quantity	Unit Cost	Total Cost	Market Price	Market Value	Accrued Interest	Market Value + Accrued Interest	S&P	Pct Assets
FEDERAL HOME LOAN BANK-1 0.375% Due 12-30-15	09-30-14	100.00	30,000,000	100.00	30,000,000.00	99.98	29,993,580.00	9,375.00	30,002,955.00	AA+	0.87
FEDERAL HOME LOAN BANK 0.375% Due 02-19-16			25,000,000	99.80	24,951,250.00	99.96	24,990,825.00	42,187.50	25,033,012.50	AA+	0.73
FEDERAL NATIONAL MORTGAGE ASSOCIATION 0.500% Due 03-30-16			20,000,000	99.89	19,977,200.00	100.01	20,001,800.00	33,333.33	20,035,133.33	AA+	0.58
FEDERAL HOME LOAN BANK 0.375% Due 06-24-16			35,000,000	99.82	34,938,050.00	99.63	34,871,795.00	13,489.58	34,885,284.58	AA+	1.01
FEDERAL HOME LOAN BANK-B 0.570% Due 06-30-16	09-30-14	100.00	5,000,000	100.00	5,000,000.00	99.89	4,994,430.00	2,375.00	4,996,805.00	AA+	0.14
FEDERAL NATIONAL MORTGAGE ASSOCIATION 0.375% Due 07-05-16			10,000,000	99.65	9,965,500.00	99.67	9,966,550.00	2,708.33	9,969,258.33	AA+	0.29
FEDERAL HOME LOAN MORTGAGE CORPORATION-1 0.850% Due 08-08-16	08-08-14	100.00	10,000,000	99.97	9,997,500.00	100.01	10,001,370.00	40,847.22	10,042,217.22	AA+	0.29
FEDERAL NATIONAL MORTGAGE ASSOCIATION 1.250% Due 09-28-16			10,000,000	99.82	9,981,800.00	101.20	10,119,820.00	42,708.33	10,162,528.33	AA+	0.29
FEDERAL HOME LOAN MORTGAGE CORP. 0.875% Due 10-14-16			10,000,000	99.98	9,998,500.00	100.37	10,037,350.00	26,006.94	10,063,356.94	AA+	0.29
FEDERAL FARM CREDIT BANK-A 0.540% Due 11-07-16	08-07-14	100.00	5,000,000	100.00	5,000,000.00	99.29	4,964,405.00	6,300.00	4,970,705.00	AA+	0.14
FEDERAL HOME LOAN MORTGAGE CORPORATION-B 0.080% Due 11-21-16	08-21-14	100.00	10,000,000	100.00	10,000,000.00	99.88	9,987,960.00	5,600.00	9,993,560.00	AA+	0.29
FEDERAL HOME LOAN BANK-B 0.750% Due 11-28-16	08-28-14	100.00	7,142,857	100.00	7,142,857.14	99.89	7,135,285.71	9,375.00	7,144,660.71	AA+	0.21
FEDERAL HOME LOAN BANK-M 0.750% Due 12-19-16	08-19-14	100.00	10,000,000	100.00	10,000,000.00	99.83	9,982,790.00	8,750.00	9,991,540.00	AA+	0.29
FEDERAL HOME LOAN BANK 0.625% Due 12-28-16			20,000,000	99.71	19,942,800.00	99.75	19,950,740.00	11,458.33	19,962,198.33	AA+	0.58
FEDERAL HOME LOAN MORTGAGE CORPORATION-B 0.875% Due 01-30-17	10-30-14	100.00	5,000,000	100.00	5,000,000.00	99.83	4,991,555.00	0.00	4,991,555.00	AA+	0.14

**SAN MATEO COUNTY TREASURER'S OFFICE**  
**PORTFOLIO APPRAISAL**  
**SAN MATEO COUNTY POOL**  
*July 31, 2014*

Security	Call Date	Call Price	Quantity	Unit Cost	Total Cost	Market Price	Market Value	Accrued Interest	Market Value + Accrued Interest	S&P	Pct Assets
FEDERAL HOME LOAN MORTGAGE CORPORATION 0.875% Due 02-22-17			25,000,000	99.84	24,959,750.00	99.85	24,961,725.00	96,614.58	25,058,339.58	AA+	0.72
FEDERAL HOME LOAN MORTGAGE CORPORATION 1.000% Due 03-08-17			15,000,000	100.00	15,000,600.00	100.15	15,023,085.00	9,583.33	15,032,668.33	AA+	0.44
FEDERAL HOME LOAN BANK-1 1.625% Due 03-27-17	03-27-15	100.00	20,000,000	101.19	20,238,805.56	100.92	20,183,880.00	111,944.44	20,295,824.44	AA+	0.59
FEDERAL HOME LOAN MORTGAGE CORPORATION-B 0.920% Due 03-30-17	09-30-14	100.00	10,000,000	99.94	9,993,700.00	99.81	9,980,920.00	30,666.67	10,011,586.67	AA+	0.29
FEDERAL NATIONAL MORTGAGE ASSOCIATION 0.750% Due 04-20-17			10,000,000	99.65	9,965,100.00	99.35	9,935,260.00	21,041.67	9,956,301.67	AA+	0.29
FEDERAL HOME LOAN BANK-1 1.625% Due 04-28-17	04-28-15	100.00	15,000,000	101.34	15,201,427.08	100.86	15,129,585.00	62,968.75	15,192,553.75	AA+	0.44
FEDERAL HOME LOAN MORTGAGE CORPORATION-B 1.125% Due 05-19-17	08-19-14	100.00	5,000,000	100.00	5,000,000.00	99.97	4,998,470.00	11,250.00	5,009,720.00	AA+	0.15
FEDERAL HOME LOAN BANK 0.875% Due 05-24-17			25,000,000	99.81	24,951,750.00	99.60	24,899,650.00	40,711.81	24,940,361.81	AA+	0.72
FEDERAL HOME LOAN MORTGAGE CORPORATION-B 1.000% Due 06-16-17	09-16-14	100.00	20,000,000	100.00	20,000,000.00	99.81	19,962,240.00	25,000.00	19,987,240.00	AA+	0.58
FEDERAL HOME LOAN MORTGAGE CORPORATION-B 1.000% Due 06-26-17	09-26-14	100.00	10,000,000	100.00	10,000,000.00	99.71	9,971,370.00	9,722.22	9,981,092.22	AA+	0.29
FEDERAL HOME LOAN BANK-B 1.050% Due 06-27-17	09-27-14	100.00	10,000,000	100.00	10,000,000.00	99.82	9,981,930.00	9,916.67	9,991,846.67	AA+	0.29
FEDERAL HOME LOAN MORTGAGE CORPORATION 1.000% Due 06-29-17			15,000,000	99.48	14,922,450.00	99.74	14,960,505.00	13,333.33	14,973,838.33	AA+	0.43
FEDERAL HOME LOAN MORTGAGE CORPORATION-B 1.050% Due 06-30-17	09-30-14	100.00	7,500,000	100.00	7,500,000.00	99.65	7,473,825.00	6,562.50	7,480,387.50	AA+	0.22

**SAN MATEO COUNTY TREASURER'S OFFICE**  
**PORTFOLIO APPRAISAL**  
**SAN MATEO COUNTY POOL**  
*July 31, 2014*

Security	Call Date	Call Price	Quantity	Unit Cost	Total Cost	Market Price	Market Value	Accrued Interest	Market Value + Accrued Interest	S&P	Pct Assets
FEDERAL HOME LOAN MORTGAGE CORPORATION-1 1.100% Due 07-28-17	01-28-15	100.00	10,000,000	100.00	10,000,000.00	99.87	9,987,020.00	55,916.67	10,042,936.67	AA+	0.29
FEDERAL NATIONAL MORTGAGE ASSOCIATION-B 1.100% Due 08-28-17	08-28-14	100.00	4,750,000	100.27	4,763,062.50	99.82	4,741,293.25	22,206.25	4,763,499.50	AA+	0.14
FEDERAL HOME LOAN BANK-B 1.100% Due 09-19-17	09-19-14	100.00	10,000,000	100.00	10,000,000.00	99.53	9,953,380.00	40,333.33	9,993,713.33	AA+	0.29
FEDERAL NATIONAL MORTGAGE ASSOCIATION 1.000% Due 09-20-17			30,000,000	100.30	30,088,850.00	99.54	29,860,980.00	109,166.67	29,970,146.67	AA+	0.87
FEDERAL HOME LOAN MORTGAGE CORPORATION 1.000% Due 09-27-17			50,500,000	100.24	50,619,200.00	99.56	50,276,840.50	173,944.44	50,450,784.94	AA+	1.46
FEDERAL NATIONAL MORTGAGE ASSOCIATION 0.875% Due 10-26-17			12,000,000	99.99	11,999,400.00	98.43	11,811,288.00	27,708.33	11,838,996.33	AA+	0.34
FEDERAL HOME LOAN MORTGAGE CORPORATION-B 1.000% Due 11-28-17	08-28-14	100.00	5,000,000	100.00	5,000,000.00	99.21	4,960,740.00	8,750.00	4,969,490.00	AA+	0.14
FEDERAL NATIONAL MORTGAGE ASSOCIATION 0.875% Due 12-20-17			10,000,000	99.55	9,955,500.00	98.61	9,861,150.00	9,965.28	9,871,115.28	AA+	0.29
FEDERAL NATIONAL MORTGAGE ASSOCIATION 0.875% Due 02-08-18			5,000,000	99.72	4,986,150.00	98.56	4,928,035.00	21,024.31	4,949,059.31	AA+	0.14
FEDERAL HOME LOAN BANK - M 1.250% Due 02-28-18	08-28-14	100.00	10,000,000	100.11	10,010,830.00	99.49	9,949,030.00	53,125.00	10,002,155.00	AA+	0.29
FEDERAL HOME LOAN MORTGAGE CORPORATION-B 1.200% Due 03-20-18	09-20-14	100.00	5,000,000	100.00	5,000,000.00	99.55	4,977,495.00	21,833.33	4,999,328.33	AA+	0.14
FEDERAL NATIONAL MORTGAGE ASSOCIATION-B 1.125% Due 03-28-18	09-28-14	100.00	2,500,000	100.00	2,500,000.00	99.01	2,475,222.50	9,609.37	2,484,831.87	AA+	0.07
FEDERAL NATIONAL MORTGAGE ASSOCIATION-B 1.000% Due 04-30-18	10-30-14	100.00	7,500,000	100.00	7,500,000.00	97.98	7,348,687.50	18,750.00	7,367,437.50	AA+	0.21

**SAN MATEO COUNTY TREASURER'S OFFICE**  
**PORTFOLIO APPRAISAL**  
**SAN MATEO COUNTY POOL**  
*July 31, 2014*

Security	Call Date	Call Price	Quantity	Unit Cost	Total Cost	Market Price	Market Value	Accrued Interest	Market Value + Accrued Interest	S&P	Pct Assets
FEDERAL NATIONAL MORTGAGE ASSOCIATION 0.875% Due 05-21-18			28,000,000	99.79	27,940,080.00	98.27	27,515,040.00	47,638.89	27,562,678.89	AA+	0.80
FEDERAL NATIONAL MORTGAGE ASSOCIATION-B 1.500% Due 08-28-18	08-28-14	100.00	20,000,000	100.42	20,083,200.00	99.47	19,893,040.00	127,500.00	20,020,540.00	AA+	0.58
FEDERAL NATIONAL MORTGAGE ASSOCIATION 1.750% Due 06-20-19			5,000,000	99.95	4,997,350.00	99.57	4,978,385.00	9,965.28	4,988,350.28	AA+	0.14
FEDERAL NATIONAL MORTGAGE ASSOCIATION 1.750% Due 09-12-19			10,000,000	99.44	9,943,700.00	99.18	9,917,900.00	67,569.44	9,985,469.44	AA+	0.29
FEDERAL NATIONAL MORTGAGE ASSOCIATION-1 2.500% Due 02-13-20	02-13-15	100.00	20,166,000	101.87	20,543,469.70	100.69	20,305,084.90	235,270.00	20,540,354.90	AA+	0.59
			<u>1,561,289,857</u>		<u>1,561,527,084.73</u>		<u>1,559,789,359.89</u>	<u>2,241,722.60</u>	<u>1,562,031,082.5</u>		<u>45.26</u>
<b>FLOATING RATE SECURITIES</b>											
BERKSHIRE HATHAWAY INC.- FLOATER 0.924% Due 08-15-14			20,000,000	100.00	20,000,000.00	100.00	19,999,740.00	39,520.25	20,039,260.25	AA	0.58
ROYAL BANK OF CANADA - FLOATER 0.925% Due 10-30-14			10,000,000	100.00	10,000,000.00	100.15	10,015,340.00	256.90	10,015,596.90	AA-	0.29
WALT DISNEY COMPANY/THE - FLOATER 0.214% Due 02-11-15			15,000,000	100.00	15,000,000.00	100.01	15,001,755.00	6,861.02	15,008,616.02	A	0.44
COCA-COLA CO./THE 0.207% Due 03-05-15			6,000,000	100.00	6,000,000.00	99.98	5,998,806.00	1,935.73	6,000,741.73	AA-	0.17
UNITED TECHNOLOGIES CORP. 0.727% Due 06-01-15			5,000,000	100.00	5,000,000.00	100.43	5,021,360.00	6,061.25	5,027,421.25	A	0.15
IBM CORP - FLOATER 0.257% Due 07-29-15			15,000,000	100.00	15,000,000.00	100.03	15,004,425.00	9,729.42	15,014,154.42	AA-	0.44
BANK OF MONTREAL- FLOATER 0.481% Due 09-24-15			35,000,000	100.00	35,000,000.00	100.13	35,044,205.00	17,288.25	35,061,493.25	A+	1.02
WELLS FARGO & COMPANY - FLOATER 0.428% Due 10-28-15			10,000,000	99.52	9,952,400.00	100.14	10,013,770.00	118.85	10,013,888.85	A+	0.29

**SAN MATEO COUNTY TREASURER'S OFFICE**  
**PORTFOLIO APPRAISAL**  
**SAN MATEO COUNTY POOL**  
*July 31, 2014*

Security	Call Date	Call Price	Quantity	Unit Cost	Total Cost	Market Price	Market Value	Accrued Interest	Market Value + Accrued Interest	S&P	Pct Assets
GENERAL ELECTRIC CAPITAL CORPORATION-FLTR 0.833% Due 01-08-16			10,000,000	100.00	10,000,000.00	100.64	10,063,730.00	5,322.58	10,069,052.58	AA+	0.29
BANK OF NEW YORK MELLON 0.457% Due 03-04-16			20,000,000	100.00	20,000,000.00	100.14	20,028,200.00	14,476.42	20,042,676.42	A+	0.58
ROYAL BANK OF CANADA 0.601% Due 03-08-16			10,000,000	100.00	10,000,000.00	100.38	10,038,080.00	8,842.17	10,046,922.17	AA-	0.29
BANK OF NOVA SCOTIA 0.631% Due 03-15-16			20,000,000	100.00	20,000,000.00	100.37	20,074,740.00	15,414.67	20,090,154.67	A+	0.58
RABOBANK NEDERLAND 0.711% Due 03-18-16			8,000,000	100.00	8,000,000.00	100.55	8,044,016.00	6,790.18	8,050,806.18	AA-	0.23
APPLE INC. 0.273% Due 05-03-16			20,000,000	100.00	20,000,000.00	100.00	20,000,000.00	13,490.92	20,013,490.92	AA+	0.58
TORONTO-DOMINION BANK FLOAT 0.404% Due 07-13-16			20,000,000	100.00	20,000,000.00	99.96	19,991,900.00	4,036.00	19,995,936.00	AA-	0.58
BANK OF MONTREAL-FLOATER 0.754% Due 07-15-16			7,000,000	100.00	7,000,000.00	100.63	7,043,771.00	2,344.53	7,046,115.53	A+	0.20
TORONTO DOMINION BANK 0.691% Due 09-09-16			35,000,000	100.00	35,000,000.00	100.54	35,190,330.00	34,913.67	35,225,243.67	AA-	1.02
COCA-COLA CO./THE 0.325% Due 11-01-16			10,000,000	100.00	10,000,000.00	100.09	10,008,920.00	8,224.12	10,017,144.12	AA-	0.29
PROCTER & GAMBLE CO. - FLOATER 0.303% Due 11-04-16			4,000,000	100.00	4,000,000.00	100.00	4,000,000.00	2,961.20	4,002,961.20	AA-	0.12
BERKSHIRE HATHAWAY FIN 0.384% Due 01-10-17			15,000,000	100.00	15,000,000.00	100.07	15,010,905.00	3,356.50	15,014,261.50	AA	0.44
EXXON MOBIL CORPORATION 0.271% Due 03-15-17			25,000,000	100.00	25,000,000.00	100.05	25,012,725.00	8,644.17	25,021,369.17	AAA	0.73
BANK OF NOVA SCOTIA 0.544% Due 04-11-17			25,000,000	100.00	25,000,000.00	100.05	25,012,900.00	7,556.94	25,020,456.94	A+	0.73
GENERAL ELECTRIC CAPITAL CORPORATION-FLTR 0.504% Due 05-15-17			3,000,000	100.00	3,000,000.00	100.03	3,000,810.00	3,191.05	3,004,001.05	AA+	0.09
ORACLE CORP FLOATER 0.433% Due 07-07-17			25,000,000	100.00	25,000,000.00	100.11	25,028,650.00	7,218.33	25,035,868.33	A+	0.73
TORONTO DOMINION BANK 0.775% Due 04-30-18			8,000,000	100.00	8,000,000.00	100.82	8,065,792.00	172.19	8,065,964.19	AA-	0.23



**SAN MATEO COUNTY TREASURER'S OFFICE**  
**PORTFOLIO APPRAISAL**  
**SAN MATEO COUNTY POOL**  
*July 31, 2014*

Security	Call Date	Call Price	Quantity	Unit Cost	Total Cost	Market Price	Market Value	Accrued Interest	Market Value + Accrued Interest	S&P	Pct Assets
APPLE INC. 0.473% Due 05-03-18			30,000,000	100.07	30,021,268.92	100.04	30,011,130.00	35,069.71	30,046,199.71	AA+	0.87
MERCK & CO INC. 0.586% Due 05-18-18			10,000,000	100.00	10,000,000.00	100.34	10,033,860.00	11,879.74	10,045,739.74	AA	0.29
TORONTO-DOMINION BANK 0.671% Due 07-02-19			20,000,000	100.00	20,000,000.00	100.19	20,038,340.00	10,805.72	20,049,145.72	AA-	0.58
			<u>441,000,000</u>		<u>440,973,668.92</u>		<u>441,798,200.00</u>	<u>286,482.47</u>	<u>442,084,682.47</u>		<u>12.82</u>
<b>CORPORATE BONDS</b>											
IBM CORP. 0.550% Due 02-06-15			20,050,000	99.74	19,997,063.22	100.19	20,088,756.65	53,605.90	20,142,362.55	AA-	0.58
TOYOTA MOTOR CREDIT CORPORATION 3.200% Due 06-17-15			10,000,000	99.88	9,987,600.00	102.56	10,255,890.00	39,111.11	10,295,001.11	AA-	0.30
WELLS FARGO & COMPANY 1.500% Due 07-01-15			10,000,000	99.80	9,980,400.00	101.05	10,104,620.00	12,500.00	10,117,120.00	A+	0.29
MICROSOFT CORPORATION 1.625% Due 09-25-15			17,000,000	103.17	17,538,110.00	101.52	17,258,196.00	96,687.50	17,354,883.50	AAA	0.50
BANK OF NOVA SCOTIA 0.750% Due 10-09-15			15,000,000	100.00	14,999,550.00	100.27	15,040,755.00	35,000.00	15,075,755.00	A+	0.44
WAL-MART STORES INC. 1.500% Due 10-25-15			10,000,000	99.46	9,945,900.00	101.30	10,130,500.00	40,000.00	10,170,500.00	AA	0.29
BANK OF MONTREAL 0.800% Due 11-06-15			7,000,000	99.90	6,993,140.00	100.40	7,028,091.00	13,222.22	7,041,313.22	A+	0.20
GENERAL ELECTRIC CAPITAL CORPORATION 2.250% Due 11-09-15			5,000,000	103.50	5,174,800.00	102.07	5,103,590.00	25,625.00	5,129,215.00	AA+	0.15
COSTO WHOLESALE CORP. 0.650% Due 12-07-15			11,000,000	99.88	10,986,910.00	100.32	11,035,475.00	10,725.00	11,046,200.00	A+	0.32
GENERAL ELECTRIC CAPITAL CORPORATION 1.000% Due 01-08-16			20,000,000	99.68	19,935,800.00	100.50	20,099,620.00	12,777.78	20,112,397.78	AA+	0.58
WESTPAC BANKING CORP. 0.950% Due 01-12-16			15,000,000	99.88	14,982,750.00	100.49	15,073,185.00	7,520.83	15,080,705.83	AA-	0.44
WAL-MART STORES INC. 0.600% Due 04-11-16			7,000,000	99.93	6,995,030.00	100.07	7,004,886.00	12,833.33	7,017,719.33	AA	0.20

**SAN MATEO COUNTY TREASURER'S OFFICE**  
**PORTFOLIO APPRAISAL**  
**SAN MATEO COUNTY POOL**  
*July 31, 2014*

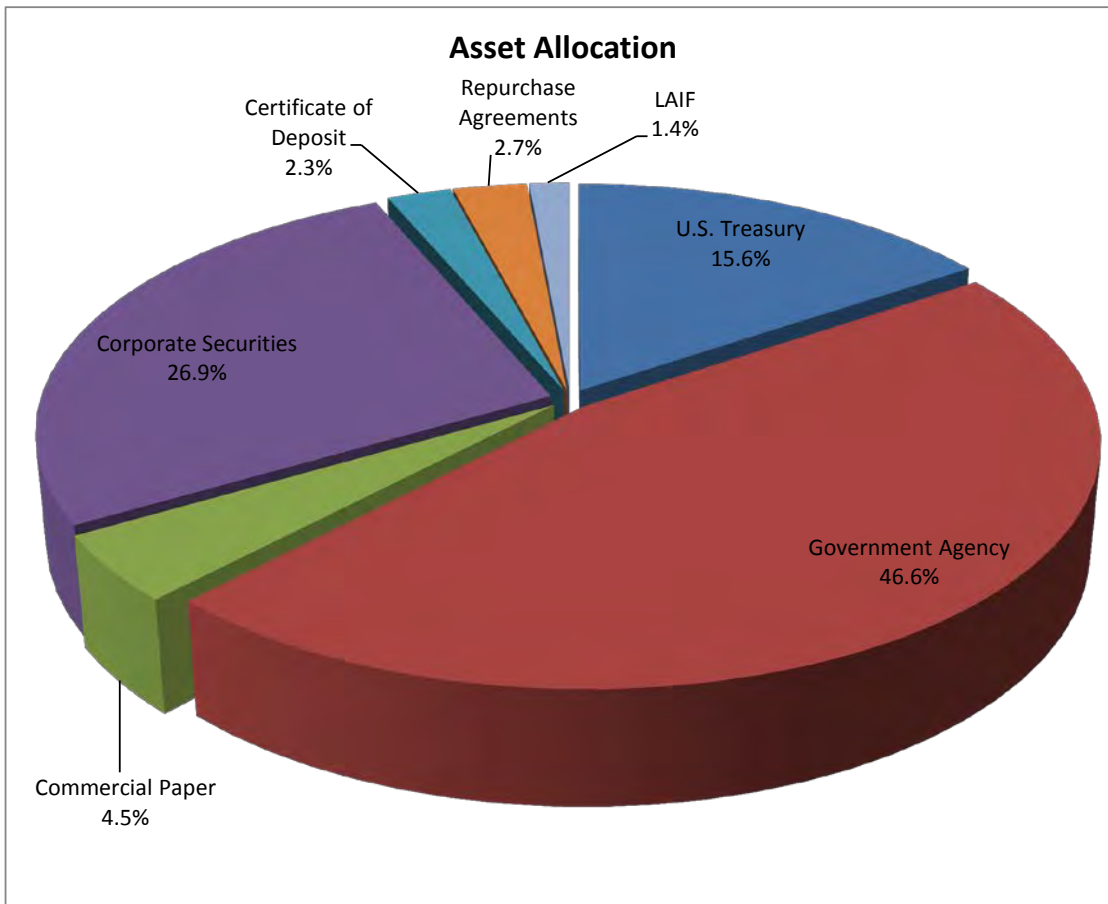
Security	Call Date	Call Price	Quantity	Unit Cost	Total Cost	Market Price	Market Value	Accrued Interest	Market Value + Accrued Interest	S&P	Pct Assets
APPLE INC. 0.450% Due 05-03-16			15,000,000	99.82	14,972,850.00	99.84	14,975,745.00	16,500.00	14,992,245.00	AA+	0.43
IBM CORP. 0.450% Due 05-06-16			25,000,000	99.72	24,929,500.00	99.77	24,942,000.00	26,562.50	24,968,562.50	AA-	0.72
JOHNSON & JOHNSON 2.150% Due 05-15-16			4,500,000	104.83	4,717,485.00	102.78	4,624,902.00	20,425.00	4,645,327.00	AAA	0.13
GOOGLE INC 2.125% Due 05-19-16			7,000,000	99.45	6,961,780.00	102.73	7,191,128.00	29,750.00	7,220,878.00	AA	0.21
IBM CORP. 1.950% Due 07-22-16			6,000,000	99.43	5,965,680.00	102.38	6,142,680.00	2,925.00	6,145,605.00	AA-	0.18
BERKSHIRE HATHAWAY FIN. 0.950% Due 08-15-16			5,000,000	99.95	4,997,350.00	100.30	5,015,235.00	21,902.78	5,037,137.78	AA	0.15
COCA-COLA CO./THE 0.750% Due 11-01-16			4,000,000	99.88	3,995,400.00	99.72	3,988,648.00	7,500.00	3,996,148.00	AA-	0.12
PROCTER & GAMBLE CO. 0.750% Due 11-04-16			5,000,000	99.99	4,999,550.00	99.78	4,989,085.00	9,062.50	4,998,147.50	AA-	0.14
BANK OF NOVA SCOTIA 1.100% Due 12-13-16			10,000,000	99.97	9,997,100.00	100.26	10,025,940.00	14,666.67	10,040,606.67	A+	0.29
BERKSHIRE HATHAWAY INC. 1.900% Due 01-31-17			20,000,000	99.99	19,999,000.00	102.07	20,414,040.00	0.00	20,414,040.00	AA	0.59
EXXON MOBIL CORPORATION 0.921% Due 03-15-17			20,000,000	100.00	20,000,000.00	99.85	19,970,060.00	69,586.67	20,039,646.67	AAA	0.58
GENERAL ELECTRIC CAPITAL CORPORATION 2.300% Due 04-27-17			10,000,000	103.73	10,373,000.00	103.01	10,301,290.00	60,055.56	10,361,345.56	AA+	0.30
GENERAL ELECTRIC CAPITAL CORPORATION 1.250% Due 05-15-17			5,000,000	99.98	4,999,250.00	100.12	5,006,040.00	13,194.44	5,019,234.44	AA+	0.15
WALT DISNEY COMPANY/THE 0.875% Due 05-30-17			15,000,000	99.82	14,973,000.00	99.45	14,917,230.00	21,875.00	14,939,105.00	A	0.43
WELLS FARGO & COMPANY 1.150% Due 06-02-17			25,000,000	99.87	24,968,500.00	99.52	24,879,575.00	47,118.06	24,926,693.06	A+	0.72
ROYAL BANK OF CANADA 1.250% Due 06-16-17			15,000,000	99.96	14,994,300.00	99.86	14,979,285.00	23,437.50	15,002,722.50	AA-	0.43
TOYOTA MOTOR CREDIT CORPORATION 1.250% Due 10-05-17			10,000,000	99.94	9,994,200.00	99.40	9,940,070.00	40,277.78	9,980,347.78	AA-	0.29

**SAN MATEO COUNTY TREASURER'S OFFICE**  
**PORTFOLIO APPRAISAL**  
**SAN MATEO COUNTY POOL**  
*July 31, 2014*

Security	Call Date	Call Price	Quantity	Unit Cost	Total Cost	Market Price	Market Value	Accrued Interest	Market Value + Accrued Interest	S&P	Pct Assets
WELLS FARGO & COMPANY 1.500% Due 01-16-18			8,000,000	99.82	7,985,600.00	99.54	7,962,984.00	5,000.00	7,967,984.00	A+	0.23
TORONTO DOMINION BANK 1.400% Due 04-30-18			12,000,000	99.93	11,991,960.00	98.55	11,825,892.00	42,000.00	11,867,892.00	AA-	0.34
MICROSOFT CORP. 1.000% Due 05-01-18			5,000,000	99.94	4,996,850.00	98.24	4,911,815.00	12,500.00	4,924,315.00	AAA	0.14
APPLE INC. 1.000% Due 05-03-18			20,000,000	99.43	19,886,700.00	97.77	19,553,600.00	48,888.89	19,602,488.89	AA+	0.57
BERKSHIRE HATHAWAY FIN. 1.300% Due 05-15-18			8,000,000	99.94	7,995,360.00	98.52	7,881,440.00	21,955.56	7,903,395.56	AA	0.23
CHEVRON CORPORATION 1.718% Due 06-24-18			10,000,000	100.00	10,000,000.00	100.54	10,053,840.00	17,657.22	10,071,497.22	AA	0.29
COCA-COLA CO./THE 1.650% Due 11-01-18			10,000,000	99.86	9,985,700.00	99.61	9,960,620.00	41,250.00	10,001,870.00	AA-	0.29
PROCTER & GAMBLE CO. 1.600% Due 11-15-18			7,000,000	99.83	6,988,170.00	99.52	6,966,428.00	23,644.44	6,990,072.44	AA-	0.20
RABOBANK NEDERLAND NY 2.250% Due 01-14-19			7,000,000	99.43	6,959,960.00	100.82	7,057,155.00	7,437.50	7,064,592.50	AA-	0.20
EXXON MOBIL CORPORATION 1.819% Due 03-15-19			15,000,000	100.00	15,000,000.00	100.10	15,014,550.00	103,076.67	15,117,626.67	AAA	0.44
BANK OF NEW YORK MELLON 2.200% Due 05-15-19			10,000,000	99.81	9,980,600.00	99.83	9,983,340.00	46,444.44	10,029,784.44	A+	0.29
3M COMPANY 1.625% Due 06-15-19			25,000,000	99.43	24,858,500.00	98.10	24,525,800.00	51,909.72	24,577,709.72	AA-	0.71
			<u>485,550,000</u>		<u>485,984,398.22</u>		<u>486,223,981.65</u>	<u>1,206,212.57</u>	<u>487,430,194.22</u>		<u>14.11</u>
<b>TOTAL PORTFOLIO</b>			<b>3,453,789,857</b>		<b>3,451,418,858.78</b>		<b>3,445,975,340.15</b>	<b>4,705,076.59</b>	<b>3,450,680,416.74</b>		<b>100.00</b>

\*\* TOTAL COST DOES NOT REFLECT AMORTIZATIONS OR ACCRETIONS BUT INCLUDES PURCHASED ACCRUED INTEREST. MARKET PRICES ARE DOWNLOADED THROUGH (IDC) INTERACTIVE DATA CORP.

# San Mateo County Treasurer - Asset Allocation as of July 31, 2014

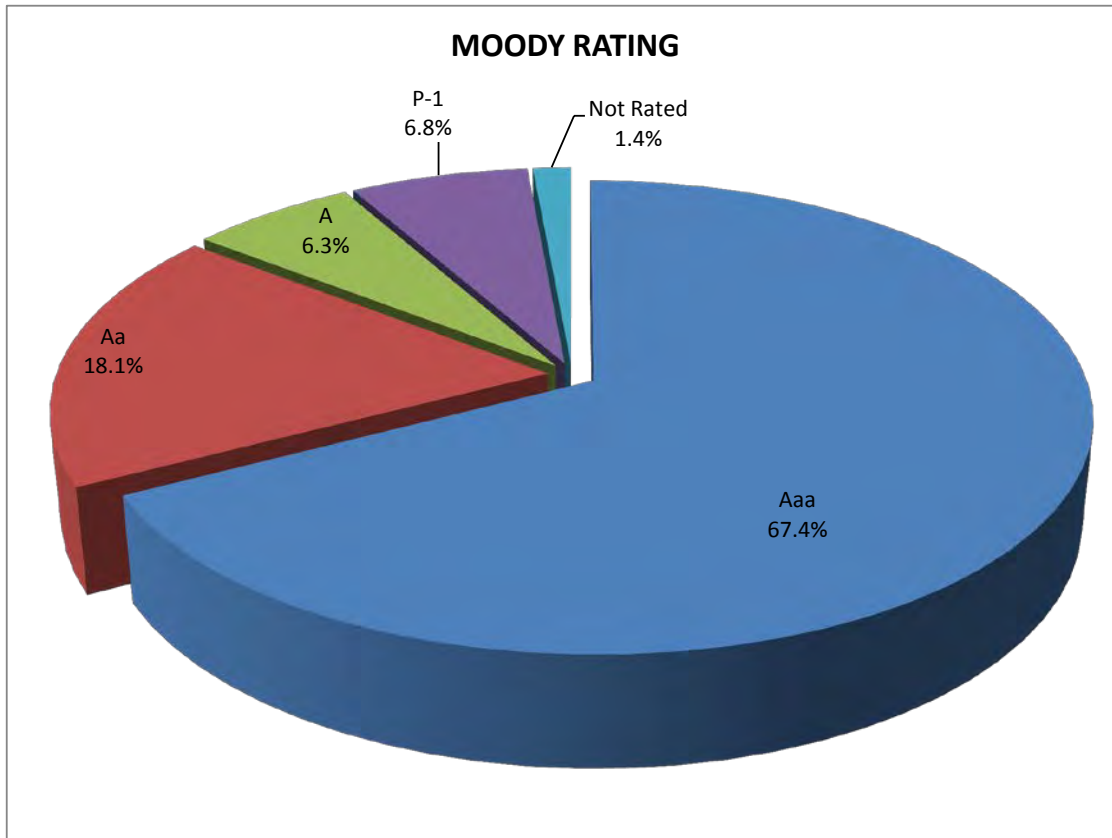


<u>Sector:</u>	<u>Market Value:*</u>	
U.S. Treasury	538,155,495	15.6%
Government Agency	1,607,058,268	46.6%
Commercial Paper	153,654,375	4.5%
Corporate Securities	929,514,877	26.9%
Certificate of Deposit	80,042,514	2.3%
Repurchase Agreements	92,250,000	2.7%
LAIF	50,004,889	1.4%
<b>Totals</b>	<b>3,450,680,417</b>	<b>100.0%</b>

\*Market Values listed include accrued interest for the reported period.

# San Mateo County Treasurer - Credit Quality

## as of July 31, 2014

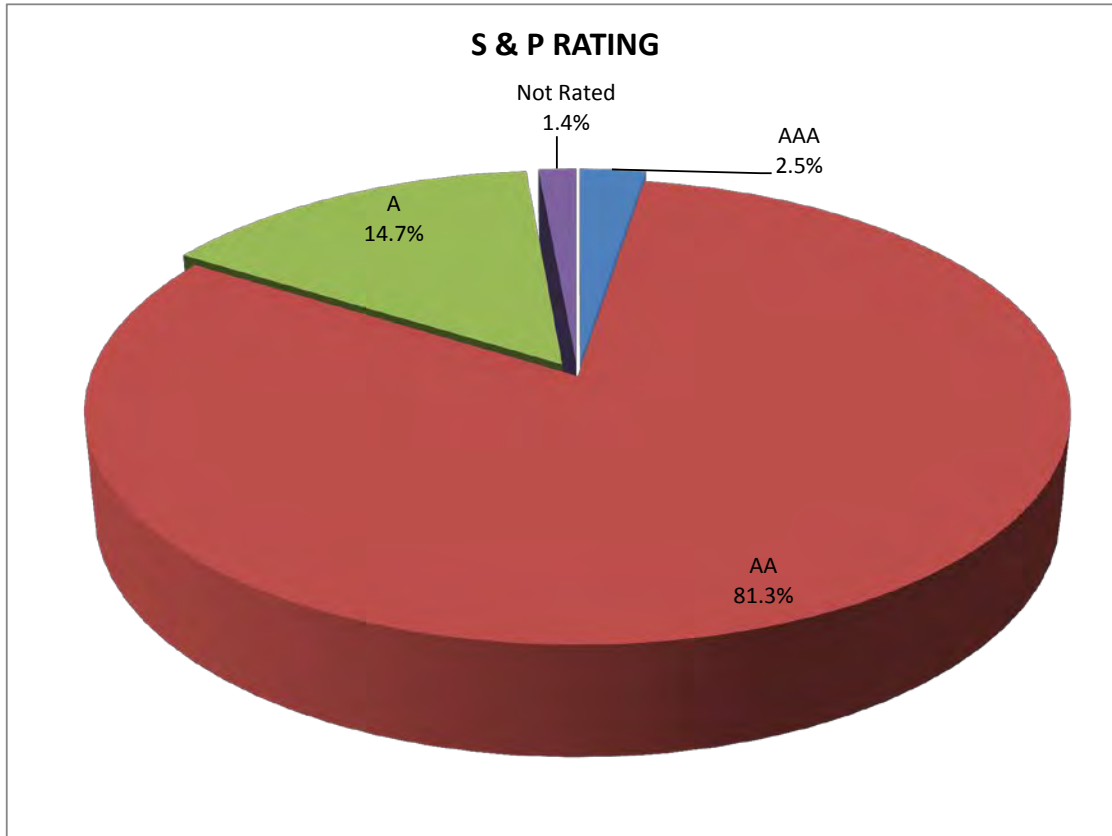


<u>Rating:</u>	<u>Market Value:*</u>	
Aaa	2,324,566,930	67.4%
Aa	624,515,365	18.1%
A	217,896,344	6.3%
P-1	233,696,889	6.8%
Not Rated	50,004,889	1.4%
<b>Totals</b>	<b>3,450,680,417</b>	<b>100.0%</b>

\*Market Values listed include accrued interest for the reported period.

# San Mateo County Treasurer - Credit Quality

## as of July 31, 2014



<u>Rating:</u>	<u>Market Value:*</u>	
AAA	87,103,168	2.5%
AA	2,806,344,219	81.3%
A	507,228,141	14.7%
Not Rated	50,004,889	1.4%
<b>Totals</b>	<b>3,450,680,417</b>	<b>100.0%</b>

\*Market Values listed include accrued interest for the reported period.

## DIVERSIFICATION REPORT

July 31, 2014

Portfolio Par Value **3,453,789,857.00**

	<u>Corp. Bond fltr</u>	<u>Corporate Bond</u>	<u>Covered Bond</u>	<u>Comm. Paper</u>	<u>Cert. Deposit</u>	<u>TOTAL</u>	<u>% to Portf</u>
Apple	50,000,000	35,000,000				85,000,000	2.46%
Bank of Montreal	42,000,000	7,000,000			25,000,000	74,000,000	2.14%
Bank of New York	20,000,000	10,000,000				30,000,000	0.87%
Bank of Nova Scotia	45,000,000	25,000,000			20,000,000	90,000,000	2.61%
Berkshire Hathwy	35,000,000	33,000,000				68,000,000	1.97%
Chevron Corp		10,000,000				10,000,000	0.29%
Coca Cola/KO	16,000,000	14,000,000				30,000,000	0.87%
Costco Wholesale Corp		11,000,000				11,000,000	0.32%
Deutsche Bank				50,000,000	10,000,000	60,000,000	1.74%
Exxon Mobil	25,000,000	35,000,000				60,000,000	1.74%
General Elec. Captl Corp.	13,000,000	40,000,000				53,000,000	1.53%
Google Inc.		7,000,000				7,000,000	0.20%
IBM Corp.	15,000,000	51,050,000				66,050,000	1.91%
Johnson & Johnson		4,500,000				4,500,000	0.13%
3M Company		25,000,000				25,000,000	0.72%
Merck	10,000,000					10,000,000	0.29%
Microsoft Corp.		22,000,000				22,000,000	0.64%
Oracle Corp.	25,000,000					25,000,000	0.72%
Procter & Gamble Co.	4,000,000	12,000,000				16,000,000	0.46%
Rabo Bank	8,000,000	7,000,000				15,000,000	0.43%
Royal Bank of Canada	20,000,000	15,000,000				35,000,000	1.01%
Toronto Dominion Bank	83,000,000	12,000,000				95,000,000	2.75%
Toyota Motor Credit		20,000,000		13,700,000		33,700,000	0.98%
United Technologies Corp	5,000,000					5,000,000	0.14%
Union Bank				90,000,000		90,000,000	2.61%
Wal Mart Stores		17,000,000				17,000,000	0.49%
Walt Disney	15,000,000	15,000,000				30,000,000	0.87%
Wells Fargo & Company	10,000,000	43,000,000			25,000,000	78,000,000	2.26%
Westpacc		15,000,000				15,000,000	0.43%
	<b>441,000,000</b>	<b>485,550,000</b>	<b>0</b>	<b>153,700,000</b>	<b>80,000,000</b>	<b>1,160,250,000</b>	<b>33.59%</b>

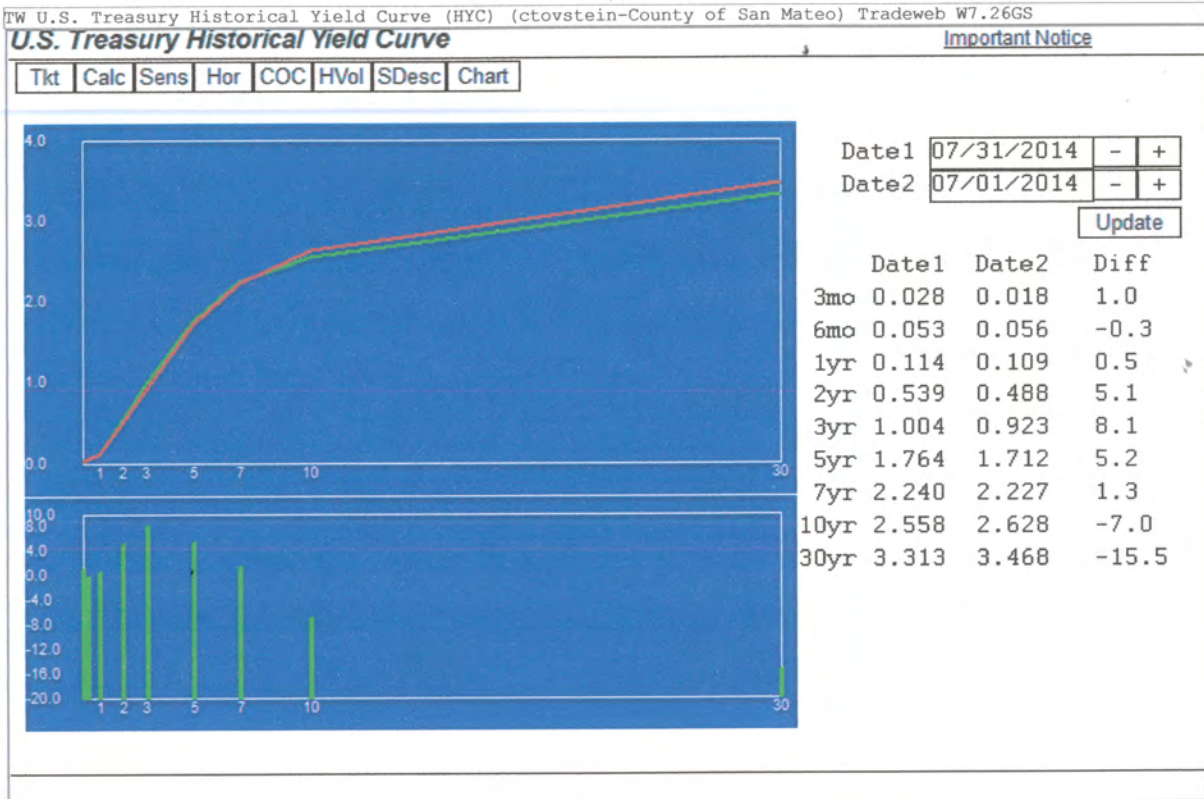
**ROLLING YEAR PROJECTED CASH FLOW**

(IN 000'S)

	2014					2015							TOTAL
	AUGUST	SEPTEMBER	OCTOBER	NOVEMBER	DECEMBER	JANUARY	FEBRUARY	MARCH	APRIL	MAY	JUNE	JULY	TOTAL
<b>CASH IN:</b>													
Taxes:													
Secured	\$0.0	\$146.0	\$146,893.9	\$250,190.9	\$415,550.0	\$46,587.3	\$41,314.2	\$157,403.0	\$321,098.4	\$2,683.2	\$1,765.3	\$1,175.2	\$1,384,807.4
Unsecured	\$512.5	\$106.2	\$545.5	\$512.1	\$100.1	\$73.3	\$70.4	\$49.7	\$0.0	\$0.0	\$0.0	\$3,184.8	\$5,154.6
Supplemental	\$0.0	\$0.0	\$395.9	\$977.5	\$1,573.3	\$67.5	\$553.2	\$925.1	\$83.1	\$170.9	\$0.0	\$61.9	\$4,808.4
Mixed	\$48,182.5	\$39,480.9	\$31,262.3	\$59,701.7	\$147,460.8	\$22,677.5	\$22,396.4	\$53,168.6	\$135,550.2	\$8,007.2	\$9,519.8	\$12,165.1	\$589,573.0
Automatics	\$25,391.8	\$33,905.7	\$39,296.9	\$44,561.0	\$39,647.4	\$34,419.8	\$42,188.1	\$39,587.0	\$37,555.1	\$43,717.9	\$38,580.4	\$60,568.5	\$479,419.6
Automatics - Schools Appt	\$45,705.1	\$32,774.1	\$21,814.4	\$15,427.0	\$25,477.8	\$17,517.6	\$23,218.7	\$29,399.9	\$10,699.4	\$575.2	\$46,261.1	\$31,446.3	\$300,316.6
Unscheduled Sub. (Lockbox)	\$16,361.0	\$31,388.8	\$32,105.8	\$33,857.4	\$25,127.3	\$16,215.0	\$8,825.7	\$18,996.8	\$27,023.7	\$15,537.1	\$35,387.5	\$23,064.1	\$283,890.2
Treasurer's Deposit	\$60,480.8	\$44,963.4	\$94,988.8	\$52,980.4	\$87,398.0	\$74,356.9	\$50,506.9	\$77,133.4	\$144,103.5	\$69,937.3	\$105,156.1	\$51,244.4	\$913,249.9
Hospitals (Treasurer's Office)	\$11,551.9	\$12,281.3	\$11,385.4	\$11,324.0	\$10,645.5	\$11,289.9	\$10,200.6	\$12,253.1	\$10,985.3	\$14,658.8	\$12,280.3	\$14,706.5	\$143,562.6
Revenue Services	\$205.5	\$164.9	\$182.3	\$145.4	\$175.4	\$149.6	\$147.6	\$149.5	\$225.5	\$667.6	\$192.6	\$681.5	\$3,087.4
Housing Authority	\$3,439.4	\$3,590.8	\$3,388.2	\$3,737.5	\$5,069.2	\$3,579.1	\$3,451.0	\$4,458.6	\$3,225.0	\$3,388.4	\$2,939.0	\$3,202.5	\$43,468.7
TRAN/OTHER Deposits-county	\$0.0	\$0.0	\$0.0	\$1,428.7	\$0.0	\$0.0	\$0.0	\$0.0	\$0.0	\$0.0	\$0.0	\$25,910.2	\$27,338.9
TRAN/OTHER Deposits-schools	\$0.0	\$0.0	\$0.0	\$0.0	\$0.0	\$0.0	\$0.0	\$0.0	\$0.0	\$0.0	\$0.0	\$12,474.2	\$12,474.2
Bond/BANS Proceeds	\$71,995.0	\$13,500.0	\$21,000.0	\$0.0	\$0.0	\$0.0	\$0.0	\$4,500.0	\$0.0	\$0.0	\$0.0	\$0.0	\$110,995.0
Retirement Deposit	\$0.0	\$0.0	\$0.0	\$0.0	\$0.0	\$0.0	\$0.0	\$0.0	\$0.0	\$0.0	\$0.0	\$0.0	\$0.0
Coupon Interest	\$1,471.3	\$1,396.8	\$1,283.9	\$1,788.3	\$1,352.8	\$1,526.0	\$1,145.6	\$1,478.5	\$2,281.1	\$1,606.2	\$1,101.2	\$977.1	\$17,408.8
LAIF WITHDRAWAL													\$0.0
<b>TOTAL CASH IN:</b>	<b>\$285,296.8</b>	<b>\$213,698.9</b>	<b>\$404,543.3</b>	<b>\$476,631.9</b>	<b>\$759,577.6</b>	<b>\$228,459.5</b>	<b>\$204,018.4</b>	<b>\$399,503.2</b>	<b>\$692,830.3</b>	<b>\$160,949.8</b>	<b>\$253,183.3</b>	<b>\$240,862.3</b>	<b>\$4,319,555.2</b>
<b>CASH OUT:</b>													
Tax Apportionments: checks	\$0.0	\$0.0	(\$6,981.9)	\$0.0	(\$126,491.7)	(\$63,351.7)	(\$2,389.8)	(\$2,580.3)	(\$95,808.7)	(\$20,588.0)	(\$7,010.0)	(\$3,150.0)	(\$328,352.1)
Outside Withdrawals	(\$628.0)	\$0.0	\$0.0	\$0.0	\$0.0	\$0.0	\$0.0	\$0.0	\$0.0	(\$18,903.9)	\$0.0	(\$22,312.7)	(\$41,844.6)
Returned Checks/Miscellaneous	(\$99.5)	(\$158.9)	(\$184.8)	(\$300.7)	(\$843.8)	(\$171.1)	(\$245.7)	(\$1,057.1)	(\$622.6)	(\$101.7)	(\$121.6)	(\$7.6)	(\$3,915.1)
TRAN/Other Payments-county	(\$210.3)	(\$2,868.4)	(\$2,868.4)	(\$2,868.4)	(\$2,868.4)	(\$2,868.4)	(\$115.5)	(\$115.5)	(\$115.5)	(\$115.5)	(\$115.5)	(\$78,267.4)	(\$93,396.9)
TRAN/Other Payments-schools	(\$1,628.1)	\$0.0	(\$12,420.1)	\$0.0	\$0.0	\$0.0	\$0.0	(\$2,525.0)	\$0.0	(\$38,297.0)	\$0.0	(\$20,711.3)	(\$75,581.5)
GO Bond/BANS Payments	(\$38,545.5)	(\$57,214.0)	(\$6,670.4)	\$0.0	(\$651.1)	(\$19,079.7)	(\$10,263.0)	(\$21,818.0)	(\$1,787.3)	\$0.0	(\$651.1)	(\$25,206.7)	(\$181,886.8)
Housing Authority	(\$3,202.0)	(\$3,250.9)	(\$3,357.3)	(\$3,309.6)	(\$3,951.4)	(\$3,401.3)	(\$3,281.8)	(\$5,426.5)	(\$3,793.2)	(\$3,299.4)	(\$3,277.1)	(\$3,186.0)	(\$42,736.5)
Payroll-county	(\$32,919.8)	(\$33,103.0)	(\$32,837.0)	(\$45,541.2)	(\$39,732.2)	(\$34,987.0)	(\$34,281.2)	(\$34,226.7)	(\$37,248.6)	(\$46,120.3)	(\$33,049.8)	(\$35,210.1)	(\$439,256.9)
schools	(\$36,689.8)	(\$45,656.9)	(\$54,074.9)	(\$68,297.6)	(\$58,097.7)	(\$40,741.1)	(\$53,754.8)	(\$54,443.6)	(\$54,991.0)	(\$56,104.5)	(\$67,306.5)	(\$36,485.8)	(\$626,644.2)
retirement	(\$10,821.8)	(\$12,849.0)	(\$12,756.6)	(\$12,536.6)	(\$12,329.0)	(\$13,126.5)	(\$12,679.9)	(\$12,817.4)	(\$13,188.3)	(\$13,238.5)	(\$12,551.0)	(\$13,073.1)	(\$151,967.7)
School Vendors	(\$60,850.1)	(\$64,838.1)	(\$50,661.1)	(\$50,347.8)	(\$60,345.7)	(\$40,022.5)	(\$44,441.1)	(\$51,813.0)	(\$42,543.0)	(\$53,886.2)	(\$58,865.9)	(\$56,638.4)	(\$635,252.9)
Controllers EDP	(\$50,173.1)	(\$61,582.7)	(\$86,350.9)	(\$71,788.9)	(\$75,648.6)	(\$74,144.1)	(\$57,111.0)	(\$59,058.3)	(\$67,369.9)	(\$62,537.3)	(\$87,518.3)	(\$72,745.3)	(\$826,028.4)
SMCCCD	(\$9,535.9)	(\$14,082.6)	(\$14,634.4)	(\$15,461.5)	(\$15,931.6)	(\$11,548.6)	(\$14,701.2)	(\$15,360.9)	(\$13,763.0)	(\$13,195.5)	(\$3,910.4)	(\$15,338.0)	(\$157,463.6)
LAIF DEPOSIT													\$0.0
Other ARS Debits	(\$17,022.6)	(\$11,813.7)	(\$17,705.4)	(\$17,064.7)	(\$13,501.6)	(\$15,983.7)	(\$16,653.3)	(\$21,852.4)	(\$14,026.4)	(\$23,060.8)	(\$17,700.5)	(\$18,983.5)	(\$205,368.6)
<b>TOTAL CASH OUT:</b>	<b>(\$262,326.5)</b>	<b>(\$307,418.2)</b>	<b>(\$301,503.2)</b>	<b>(\$287,517.0)</b>	<b>(\$410,392.8)</b>	<b>(\$319,425.6)</b>	<b>(\$249,918.3)</b>	<b>(\$283,094.6)</b>	<b>(\$345,257.5)</b>	<b>(\$349,448.6)</b>	<b>(\$292,077.7)</b>	<b>(\$401,315.9)</b>	<b>(\$3,809,695.8)</b>
<b>TOTAL ESTIMATED CASH FLOW QUARTERLY CASH FLOW TOTALS</b>	<b>\$22,970.3</b>	<b>(\$93,719.3)</b> <b>(\$70,749.0)</b>	<b>\$103,040.1</b>	<b>\$189,114.9</b>	<b>\$349,184.8</b> <b>\$641,339.9</b>	<b>(\$90,966.1)</b>	<b>(\$45,899.9)</b>	<b>\$116,408.6</b> <b>(\$20,457.5)</b>	<b>\$347,572.8</b>	<b>(\$188,498.8)</b>	<b>(\$38,894.4)</b> <b>\$120,179.6</b>	<b>(\$160,453.6)</b>	<b>\$509,859.4</b> <b>\$670,313.0</b>
<b>**MATURING SECURITIES</b>	<b>\$231,826.0</b>	<b>\$287,005.0</b>	<b>\$207,240.0</b>	<b>\$63,750.0</b>	<b>\$75,000.0</b>	<b>\$40,000.0</b>	<b>\$95,050.0</b>	<b>\$16,000.0</b>	<b>\$30,000.0</b>	<b>\$0.0</b>	<b>\$41,000.0</b>	<b>\$74,110.0</b>	<b>\$1,160,981.0</b>
** Excludes any overnight investment													
<b>Possible Calls</b>	<b>\$106,892.9</b>	<b>\$170,000.0</b>	<b>\$27,500.0</b>	<b>\$0.0</b>	<b>\$0.0</b>	<b>\$10,000.0</b>	<b>\$60,166.0</b>	<b>\$44,110.0</b>	<b>\$15,000.0</b>	<b>\$0.0</b>	<b>\$0.0</b>	<b>\$0.0</b>	<b>\$433,668.9</b>



# MONTHLY YIELD CURVE JULY 2014



Copyright (c) 2013 by Tradeweb. All Rights Reserved.  
08/04/2014 10:55:05 AM